


WE ARE THE MACHINISM OF ALL THAT WRAPS



OMEGA SKINZ

CAR WRAPPING



Professional Trainings



OMEGA SKINZ

a product of: **GrafiWrap** **SOTT**

Only the best will do for us

OMEGA-SKINZ launches three unique professional trainings

Lots of wrapping trainings are offered nowadays. But there is a great demand for a real professional wrapping training, where the trainee learns all the tricks of the trade.

We have not been idle and have been preparing a series of professional training courses for some time. And now the time has come!

We are very proud to announce that no fewer than three unique training courses have been written. Why are they unique?

Because we believe that a trainee should know everything about this profession. So, not just applying a piece of film on a car. No, our trainees will fight with every shape and difficult angle, type of film and type of glue. Our students will sweat and toil during the training, in order to be able to call themselves real professionals afterwards



Especially for beginners who have no experience but want to learn the basic techniques to become the best wrappers in the industry.



DIE-HARD car wrappers are those who can deliver a perfect wrap with any type of film and on any vehicle. Not only do they have knowledge of substrates, films and adhesives, they also know all the risks and how to avoid them easily.



An OVERLORD wrapper has the highest possible licence that a wrapper or installer can obtain: 100% manufacturer's warranty via the Full Coverage Insurance Licence on his/her wraps. How is this possible? This licence proves that the wrapper is mastering the trade down to the smallest detail and cannot make any more mistakes.

GOOD TO KNOW

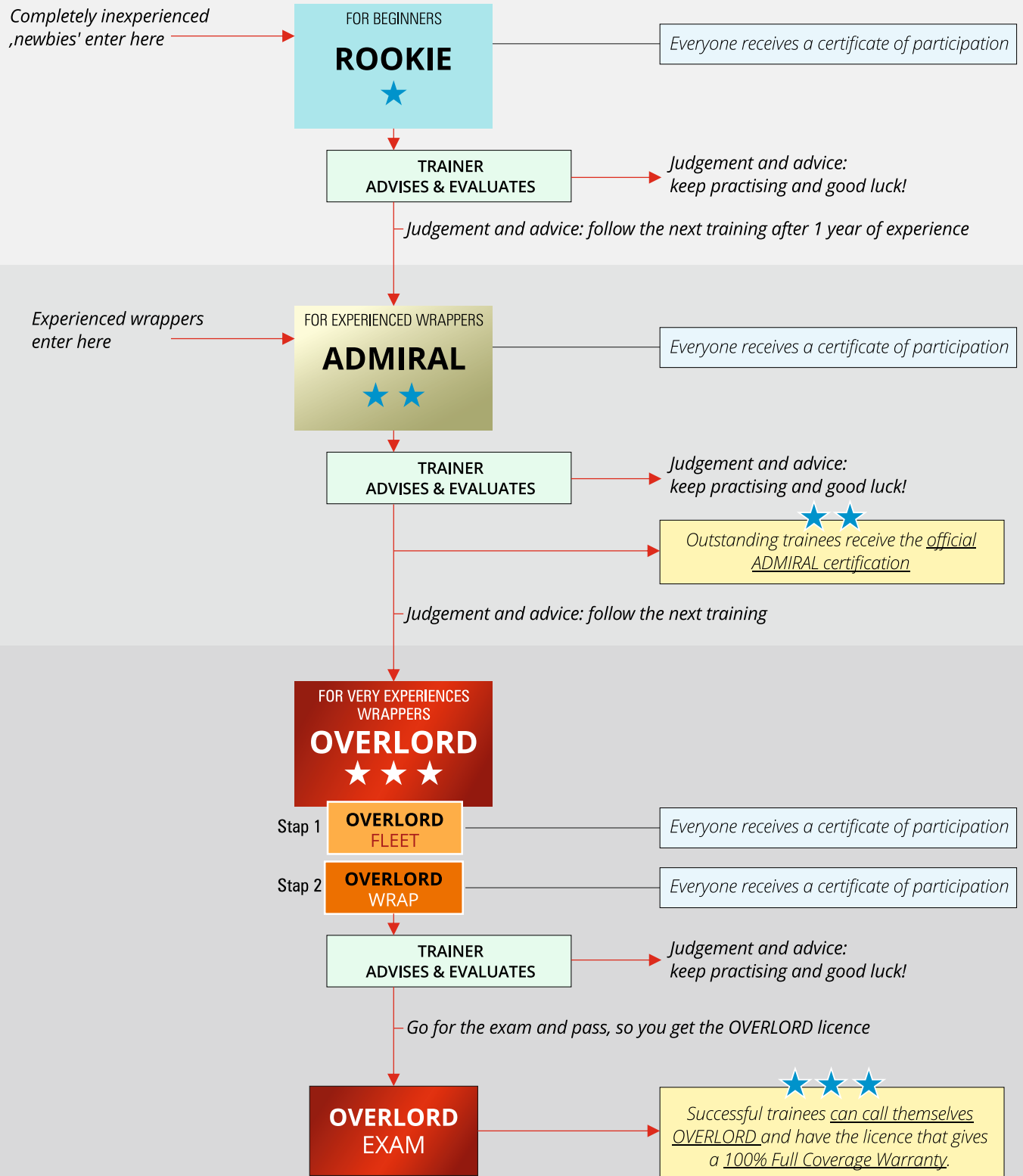
At the moment, OMEGA-SKINZ training courses are only held at the Grafiwrap plant in Belgium, as this is where all the specific car panels and substrates required for the training are available. Therefore, the training courses cannot be held on location. However, OMEGA-SKINZ clinics can be held on location.

WWW.OMEGA-SKINZ.COM



TRAINING STRUCTURE

Step-by-step plan on how to grow in knowledge and application techniques



ROOKIE

Ω THE FIRST START TO BE THE BEST



WRAP TRAINING

DURATION: 1 DAY



Mounting and wrapping large surfaces with self-adhesive film seems easy, especially when viewed on Youtube and social media. But is it really that easy? What does the end result look like after two weeks?

Never be fooled by these beautiful videos and pictures. The chance of problems such as loosening, air bubbles, curling at the edges and overstretching is greater than you might think. This is because there are several factors that can cause these problems.

Substrates (the surface; car paint for example) can all have a different surface tension and thus feel different when applying wrap films. Some car paints will stick very hard, others not at all. And yet others have a plastic substrate which will repel self-adhesive films after a while.

There are also differences in both the adhesives and films of different film brands and film types. Each adhesive and film type has a different application and may therefore require different processing.

And what about cleaning, degreasing and preparing the vehicle for the application? 50% of the problems are due to this.

Then there is the finish. If this is not done in the right way, you will inevitably end up with an angry or dissatisfied customer. In short, enough food for thought.

So ask yourself: do I have sufficient basic knowledge for a perfect application? Do I know how to avoid all the problems mentioned above?

Especially for beginners who have no experience but want to learn the basic techniques to become the best wrappers in the industry.

THIS IS WHAT WE ARE GOING TO TEACH YOU:

THEORETICAL SUBJECTS

MATERIALS KNOWLEDGE

- kinds of vinyl and characteristics

CLEANING

- the biggest problems start here

VARIOUS SUBSTRATES

- various car paints and plastics

PRACTICAL SUBJECTS

CLEANING

- large surfaces
- cracks and seams on grill and lights

SQUEEGEEING

- small strips and narrow lanes
- the right posture and movement
- very strong adhesive films
- with and without air channels

APPLYING

- squeegeeing flat substrates

APPLYING

- squeegeeing slightly curved substrates (using heat)

FINISHING

- the edges in various ways, without cutting

Location of the training: Omega-Skinz factory (Grafityp), Belgium

Maximum number of participants: 6 **Duration training:** 1 day 9:00 - 16:30

Including: Lunch, drinks + starter package of tools

ESPECIALLY FOR EXPERIENCED WRAPPERS AND INSTALLERS WHO WANT TO RECEIVE FURTHER TRAINING AND LEARN THE BEST WORKING METHODS, IN ORDER TO BE ABLE TO GROW TO OVERLORD STATUS LATER ON

ADMIRAL
Ω DIE HARD CAR WRAPPER



WRAP TRAINING

Duration: 2 DAYS

We all know the pretty pictures and videos of perfectly wrapped vehicles. At least it seems that way. A photo and video can be pretty 'pimped.' But what is the wrap like in real life? Or after two months? Good and professional wrapping is a profession.

Many car wrappers are self-taught or have followed a training course somewhere. Nothing wrong with that, of course. But just like everything is subject to development, this also applies to car paint and therefore also to the self-adhesive films that are applied onto them.

Are you up to date with the latest installation techniques? Do you want to know whether your working methods are good and meet the film manufacturer's standards? Can you give a 100% guarantee?

It is often said that knowledge is power, and nothing could be more true. We will give you that knowledge, and you can then call yourself a true 'ADMIRAL' in the wrap industry.

The Omega-Skinz professional training course called: ADMIRAL, has been specially developed to teach every wrapper with some experience the most modern installation techniques so that a perfect wrap is possible and all installation problems can be avoided.

INTERESTING:

Omega-Skinz has a 100% guarantee concept for authorised wrappers with an "OVERLORD" status. This means that you will be reimbursed for everything if there is a manufacturer's defect. The OVERLORD status is obtained by passing the exam of the OVERLORD training course. This training can only be followed after successfully completing the ADMIRAL training.

DIE-HARD car wrappers are the kind of wrappers who can deliver a perfect wrap with any type of film and on any vehicle. They not only have knowledge of substrates, films and adhesives, but also know all the risks and how to work around them.

THIS IS WHAT WE ARE GOING TO TEACH YOU:

THEORETICAL SUBJECTS

PRACTICAL SUBJECTS

DAY 1

3 SUBJECTS

Materials knowledge
Preparation
Disassembly

5 SUBJECTS (13 parts)

Degreasing
in the right way

Application
Cutting by hand
on car paint

Application
Squeegeeing
various films

Application
CONVENTIONAL
Slightly convex
and concave

Application
in accordance
with SVA™
Slightly convex
and concave

DAY 2

3 SUBJECTS

Substrate
Avoiding problems
Post-processing

3 SUBJECTS (8 parts)

Application
CONVENTIONAL
Deeply convex
and concave

montage
in accordance
with SVA™
Deeply convex
and concave

Finishing
Completely and perfectly

Location of the training: Omega-Skinz factory (Grafityp), Belgium

Maximum number of participants: 6 **Duration training:** 2 days 9:00 - 16:30

Including: Lunch, drinks + starter package of tools

OMEGA SKINZ

OVERLORD^Ω

Ω THE ULTIMATE WRAP INSTALLER



WRAP TRAINING 2 DAYS + EXAM



There are many wrap courses. They all teach the trainee the same installation techniques. And often with only a small piece of film. But could it be done better? Yes, we think so. With the OVERLORD training course, Omega-Skinz goes beyond the existing boundaries of normal professional training in the wrapping industry.

The OVERLORD training goes beyond all the old wrapping techniques. In this training course, we teach the trainee a different wrap technique that allows for a 100% guarantee from the factory because the method ensures 0% risk.

0% risk due to 0% stretching

The founder of this technique and of SVA is Arjan Kwappenberg. He developed this wrapping method some 10 years ago, whereby the film is applied in a completely relaxed manner, without being stretched in the difficult corners, kinks and indents. The result is clear: perfect installation, 100% adhesion and 0% risk of loosening. Omega-Skinz has, in cooperation with SVA, started the OVERLORD training course, so that every installer and wrapper now have the opportunity to obtain a Full Coverage Insurance Licence. In other words: a 100% manufacturer's guarantee on film and installation.

OVERLORD licence: to be achieved in three steps

The OVERLORD training course actually consists of two wrap training sessions and an exam.

The first training session is **OVERLORD FLEET**. It focuses on the kinks, indents and panels of commercial vehicles. The second training session is **OVERLORD WRAP**. The focus is on difficult bumpers, spoilers and the like.

Please do not underestimate this; both sessions are tough and only for experienced wrappers. The Omega-Skinz **ADMIRAL** training course must be successfully completed before you can register for the OVERLORD training course. In order to obtain the Full Coverage Insurance Licence, the trainee must pass an exam. The exam must be passed within 6 months of the second OVERLORD training session.

An OVERLORD wrapper has the highest possible licence that a wrapper or installer can obtain: A 100% manufacturer's warranty via the Full Coverage Insurance Licence on his or her wraps. How is this possible? This licence proves that the wrapper has mastered the trade down to the smallest detail and cannot make any more mistakes.

HOW DO YOU GET A 100% GUARANTEE?

In order to obtain a FULL COVERAGE INSURANCE licence, 2 training sessions have to be successfully completed. This is followed by an exam. When the course participant passes with honours, he/she will receive the unique licence.



GOOD TO KNOW:

It is not compulsory to attend both OVERLORD training sessions + exam. A course member can also only participate in OVERLORD FLEET. OVERLORD WRAP can only be followed after having completed FLEET. But in these cases, the participant will not receive a licence.



The Overlord training course: what are you going to learn? How do you get the OVERLORD licence?

Below, we explain what the training entails and how you can obtain your Overlord licence.

Training session 1

OVERLORD -FLEET

To be followed only by experienced wrappers who have attended the OMEGA-SKINZ ADMIRAL training course. It does NOT cover standard wrap techniques, nor cutting and squeegeeing techniques. OVERLORD FLEET must be obtained before starting the OVERLORD WRAP training.

This training is ideally suited for mechanics who do commercial wraps on commercial vehicles where the assembly must be completely unstretched.

Duration: 1 day **Max number of participants:** 4

Location: Omega-Skinz factory (Grafityp), Belgium

THEORY

The 50 PITA (Pain In The Ass) questions

50 important points are covered in question form. These points are important in order for the trainee to learn to recognize all essential needs and risky situations that are present during the application. Only then can he/she prevent problems.

EXPLANATION SVA™ technique

The SVA installation technique is a completely different way of wrapping. The trainee has to think from the physical properties of film. Call it 'thinking backwards'. We cure the trainee of doing things in a certain way and teach him/her new techniques. This starts with theory, before the practice begins.

PRACTICE

Application on kinks and in indents (Side panels and screens of commercial vehicles)

Applying different films on surfaces with indents and kinks like those found in commercial vehicles. But now, no stretching is allowed and to be avoided 100%.

Large pieces of film are used to train on the most difficult car panels. Special markings on the film ensure control during and after installation. The instructor can thus see exactly whether the assembly meets the requirements.



Training session 2

OVERLORD -WRAP

To be followed only after OVERLORD FLEET has been completed. OVERLORD WRAP is a continuation training of OVERLORD FLEET and must be completed before the trainee can take the exam to obtain the OVERLORD title, with the corresponding guaranteed certification. This training is completely focusing on all difficult, critical places on a car where the application must be completely unstretched.

Duration: 1 day **Max number of participants:** 2 or 4

Location: Omega-Skinz factory (Grafityp), Belgium

THEORY

SVA technique discussion (refresh knowledge)

Here, all SVA techniques are discussed again, as they were in the FLEET training session. However, now more attention is paid to situations and applications on more complex shapes such as on passenger cars.

PRACTICE

Application on kinks and in indents (Front and rear bumpers, spoilers and screens)

Applying film on surfaces with concave and convex shapes, such as bumpers and spoilers with deep holes, indents and kinks.

Screens and boot lids with 'dangerous' shapes are also part of the course. Large pieces of different films are used to simulate a realistic complete application.

Special markings on the film ensure control during and after application. The teacher can therefore see exactly whether the application meets the requirements.

This is the only way to train an OVERLORD wrapper in our opinion.



OVERLORD -EXAM

In this tough exam, the participant is severely tested on both theoretical and practical knowledge.

To obtain the OVERLORD LICENSE, the participant must pass with distinction.


Duration: 1 day **Max number of participant:** 4

Location: Omega-Skinz factory (Grafityp), Belgium



OMEGA SKINZ Wrap Clinic

Film brands can be found all over the world of car wrapping. Since October 2021, yet another brand has been added. In our opinion, the most special one. Why? This European product, developed by SOTT and Grafityp, goes further than other brands because the philosophy behind it is different. At our clinics we will explain it to you and you will experience it yourself.



We admit, OMEGA-SKINZ has beautiful colours, it is a cast PVC and it sticks... Nothing special so far.

But what makes this series so special? What does OMEGA-SKINZ do differently to other brands? These clinics are designed to give wrappers and installers an impression of what OMEGA-SKINZ wrapping film is and can do.

Feeling, trying and testing

This day focuses on the participants and gives them a good impression of what they can do with OMEGA-SKINZ films.

Among other things, the construction of the film and its advantages is discussed. OMEGA-SKINZ films, for example, are multi-cast and have a transparent top layer, which makes the colours deeper and more intense, but may also feel thicker. By using some heat, the film is as soft as butter.

The applications are enormous: boat wraps, cars and motorbikes...everything is possible. Participants will experience this for themselves during the clinic and will work with large pieces of film. Of course, application techniques will also be discussed.

No official training, but application tips

Taking part in this clinic is an excellent introduction to OMEGA-SKINZ films. If you want to become a certified OMEGA-SKINZ wrapper, you must attend the official professional training course.

THIS WILL BE DISCUSSED

PRESENTATION

What is Omega-Skinz and how is it constructed?

PRACTICE

Application on large surfaces

Avoiding air bubbles

Stretching and deforming

Tips & tricks

Cutting and finishing

The clinics are held both at OMEGA-SKINZ authorised dealers and at the OMEGA-SKINZ factory. You can find more information below.

Where are the clinics held?

Option 1:

Omega-Skinz factory (Grafityp), Belgium.
Check the website for the dates.

Option 2:

At the OMEGA-SKINZ distributor.
Ask your supplier for the dates.

Duration clinic:

1 day 9:00 - 16:30

Duration clinic:

1 day

THREE NEW PROFESSIONAL TRAINING COURSES!

Time for the real thing! OMEGA-SKINZ has three professional training courses for anyone who wants to become a professional. Check out the website for more info and dates.